


ELECTROMAGNETIC LOCKS



MAGNETIC LOCK WIRING INSTRUCTIONS

A. 12VDC Input:

Required power 0.42Amp(Minimum).

Connect the positive(+)lead from a 12VDC power source to V +.

Connect the ground(-)lead from a 12VDC power source to V -.

Check jumper for 12VDC operation.

B. 24VDC Input:

Require power 0.21Amp(minimum).

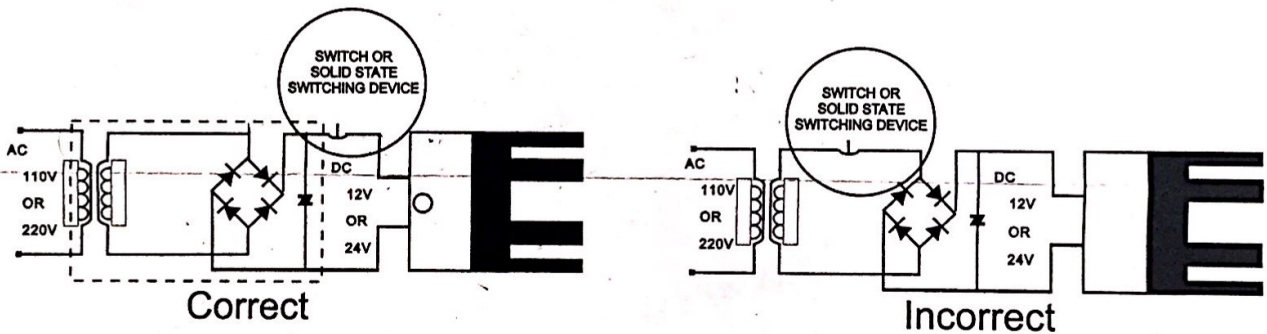
Connect the positive(+)lead from a 24 VDC power source to V+.

Connect the ground(-)lead from a 24VDC power source to V-.

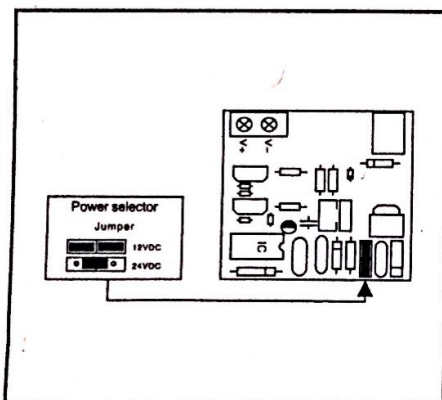
Check jumper for 24VDC operation.

Important!

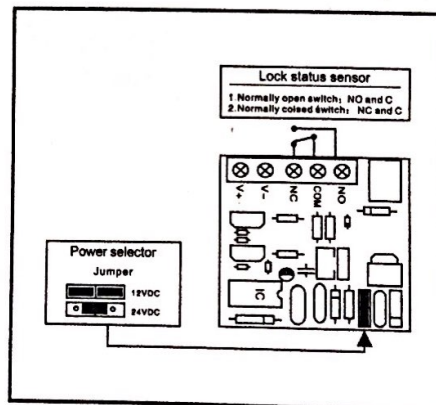
If power switch is not wired between DC source voltage and magnet ,it will take a longer time to de-energize the magnet simulating residual magnetism.(see below)



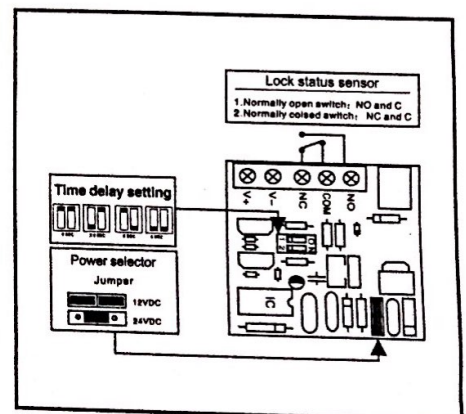
PRINTED CIRCUIT BOARD SCHEMATIC



500kg Magnetic-Lock



500kg Magnetic-Lock Signal door



500kg Magnetic-Lock Time delay